Каталог № 172.6 CATALOGUE

VALBIA



Только мастерство и передовые технологии позволяют принимать вызовы современной глобальной конкуренции.
Энтузиазм и энергия команды людей, которые исследуют, планируют и реализуют продукцию высшего качества, создают необходимую синергию, чтобы стать лучшими для своих клиентов. Мы готовы.



Only excellence allows to compete in the international market. The challenge can be faced thanks to the passion and the energy of the researchers, who plan and manufacture avant-garde quality and technology, a team which is perfectly integrated for providing total customer satisfaction; we are ready!

Одобрено - APPROVALS

ISO 9001 - ISO 14001 - ISO 50001 - OHSAS 18001

SQS Certificate

SQS herewith certifies that the company named below has a management system which meets the requirements of the standards specified below.

Valbia S.r.l.
Via Industriale, 30
25065 Lumezzane (BS)
Italy

Certified area
Entire site

Field of activity
Design and production of pneumatic and electric actuators and of fluid interception devices

Standards
ISO 9001:2008 Quality Management System
ISO 14001:2004 Environmental Management System
OHSAS 18001:2007 Occupational Health and Safety Management System

Swiss Association for Quality and Management Systems SQS
Bernstrasse 103, CH-3052 Zollikofen
Issue date: August 7, 2015

This SQS Certificate is valid up to and including May 29, 2018
Scope numbers 17, 18
Registration number 13035

Y. Edelmann, President SQS
R. Cramer, CEO SQS

SQS Certificate

SQS herewith certifies that the company named below has a management system which meets the requirements of the standard specified below.

Valbia S.r.l.
Via Industriale, 30
25065 Lumezzane (BS)
Italy

Certified area
Site of Via Industriale, 30
25065 Lumezzane (BS) / Italy

Field of activity
Design and production of pneumatic and electric actuators and of fluid interception devices

Standard
ISO 50001:2011 Energy Management System

ACCREDIA
SGE N° 010 M

Swiss Association for Quality and Management Systems SQS
Bernstrasse 103, CH-3052 Zollikofen
Issue date: November 29, 2016

This SQS Certificate is valid up to and including November 28, 2019
Scope number 17, 18
Registration number 51461

Y. Edelmann, President SQS
R. Cramer, CEO SQS

Застраховано - INSURANCE


Allianz SpA
Divisione Allianz Ras
GARUBRE E ASSOCIATI SRL
Agenzia di GARDONE VAL TROMPIA

Via Matteotti, 357
25063 GARDONE VAL TROMPIA
Tel. 0308912877 / 0308912916
Fax 0308912850
e-mail: 127200000@allianzras.it

CERTIFICATE OF INSURANCE

We, ALLIANZ S.p.A. hereby certify to have in force the insurance policy described herebelow and to be the Insurer in connection with the coverage, as hereinafter specified, provided by said policy.

POLICY DESCRIPTION

Policy number: 72871021

Name and address of the insured: VALBIA SRL
VIA INDUSTRIALE 30 25065 LUMEZZANE BS ITALY

Coverage and limits: Products Liability up to a limit of EURO 5.000.000,00 per event and per year.

Effective date - Midnight: 12.31.2016
Expiration date - Midnight: 12.31.2017
The premium has been paid.

Notwithstanding any requirement, term or condition of any contract or other document with respect to which this certificate may be issued or may pertain, the insurance afforded by the policy described herein is subject to all terms, exclusions and conditions of such policy.

This certificate of insurance is not an insurance policy.
This certificate is issued as a matter of information only and confers no rights upon the certificate holder.
This certificate does not amend, extend or alter the coverage afforded by the above mentioned policy.

ALLIANZ SPA
AGENZIA DI GARDONE VAL TROMPIA
DATE: 01.13.2017

CANCELLATION: Should the above described policie be cancelled before the expiration date thereof, the issuing insured will endeavor to mail 30 days written notice to the certificate holder but failure to do so shall impose no obligation or liability of any kind upon the insurer, its agents or representatives.

Весь ассортимент продукции Valbia покрывается международной страховкой для безопасной работы клиентов компании. Наши технические и коммерческие услуги в вашем распоряжении.

The whole product range of Valbia is covered by international insurance for customer safety. Our technical and commercial service is at your disposal.

СЕРТИФИКАТЫ ПРОДУКЦИИ - PRODUCT APPROVALS

SIL attuatori pneumatici
SIL pneumatic actuators

ZERTIFIKAT ◆ CERTIFICATE ◆ СЕРТИФИКАТ ◆ CERTIFICADO ◆ CERTIFICAT

COMPLIANCE
with IEC EN 61508:2010

Certificate No.: C-IS 233843 – 01

CERTIFICATE OWNER: VALBIA S.R.L.
Via A. Canossi, 30 P.O.Box 4 –
25060 Brozzo (BS) - ITALY

WE HEREWITH CONFIRM THAT
THE PNEUMATIC ROTARY ACTUATORS
DOUBLE ACTING & SPRING RETURN
(DA AND SR TYPE, SERIES 82 AND 84)
MEET THE SIL REQUIREMENTS DETAILED IN THE ANNEXED TABLES
FOR THE SAFETY FUNCTION:

"Complete switching on demand (open to closed & closed to open) with correct torque as for technical data sheets, in low demand mode of operation"

Examination result: The below described report was found to meet the standard defined requirements of the safety levels detailed in the following tables (T-IS-233843-01-A/B/C/D) according to IEC EN 61508, under fulfilment of the conditions listed in the Report R-IS-233843-01-Rev.1 dated September 11th 2013 in its currently valid version, on which this Certificate is based

Examination parameters: Construction/Functional characteristics and reliability and availability parameters of the above pneumatic rotary actuators

Official Report No.: R-IS-233843 – 01-Rev.1

Expiry Date September, 10th 2016

IT IS TO BE INTENDED THAT THE ABOVE OFFICIAL REPORT AND ITS ANNEXES ARE AN INTEGRAL PART OFTHIS DOCUMENT
THE PRESENT DOCUMENT SUBSTITUTES AND REPEALS THE DOCUMENTS C–IS–210304–01-REV.2

Reference Standard IEC EN 61508:2010 Part 2, 3, 6, 7

Sesto San Giovanni, September, 11th 2013

TÜV ITALIA Srl. TÜV ITALIA Srl Industry Service Division Genaro Oliva

TÜV Italia • Gruppo TÜV SÜD • Via Carducci 125, Pal. 23 • 20099 Sesto San Giovanni (MI) • Italia • www.tuv.it


CERTIFICATE OF COMPLIANCE

Certificate Number 20141205-E303174
Report Reference E303174-20141128
Issue Date 2014-DECEMBER-05

Issued to: VALBIA SRL
Via Industriale 30, 25065 LUMEZZANE S S Bs ITALY

This is to certify that representative samples of POWER CIRCUIT AND MOTOR-MOUNTED APPARATUS
See next page for Models

Have been investigated by UL in accordance with the Standard(s) indicated on this Certificate.

Standard(s) for Safety: UL508, the Standard for Industrial Control Equipment
Additional Information: See the UL Online Certifications Directory at www.ul.com/database for additional information

Only those products bearing the UL Certification Mark should be considered as being covered by UL's Certification and Follow-Up Service.

Look for the UL Certification Mark on the product.

Page 1 of 2

CERTIFICATE OF COMPLIANCE

Certificate Number 20140129-E303174
Report Reference E303174-20131030
Issue Date 2014-JANUARY-29

Issued to: VALBIA SRL
Via Industriale 30
25065 LUMEZZANE S S Bs ITALY

This is to certify that representative samples of POWER CIRCUIT AND MOTOR-MOUNTED APPARAT
See Addendum Page

Have been investigated by UL in accordance with the Standard(s) indicated on this Certificate.

Standard(s) for Safety: Industrial Control Equipment, UL508
Additional Information: See the UL Online Certifications Directory at www.ul.com/database for additional information

those products bearing the UL Listing Mark should be considered as being covered by UL's g and Follow-Up Service.
UL Listing Mark generally includes the following elements: the symbol UL in a circle, with the l "LISTED"; a control number (may be alphanumeric) assigned by UL; and the product category e (product identifier) as indicated in the appropriate UL Directory.

r for the UL Listing Mark on the product.


CERTIFICATE OF COMPLIANCE

Certificate Number 20140129-E303174
Report Reference E303174-20080102
Issue Date 2014-JANUARY-29

Issued to: VALBIA SRL
Via Industriale 30
25065 LUMEZZANE S S Bs ITALY

This is to certify that representative samples of POWER CIRCUIT AND MOTOR-MOUNTED APPARATUS servo controller, series VB:

- VB015 code 85H0ab01, VB015 code 85L0ab01 and VB015 code 85L1ab01, ab is a number in hexadecimal notation between 00 and BQ.

Have been investigated by UL in accordance with the Standard(s) indicated on this Certificate.

Standard(s) for Safety: UL508
Additional Information: See the UL Online Certifications Directory at www.ul.com/database for additional information

Only those products bearing the UL Listing Mark should be considered as being covered by UL's Listing and Follow-Up Service.

The UL Listing Mark generally includes the following elements: the symbol UL in a circle, with the word "LISTED"; a control number (may be alphanumeric) assigned by UL; and the product category name (product identifier) as indicated in the appropriate UL Directory.

Look for the UL Listing Mark on the product.

Page 1 of 1

BONOMI GROUP

CENED Certificazione ENergetica degli EDifici
Azienda certificata classe “A” - “A+”
con certificato n.17081 - 000459/12 e 000460/12

AEOF
Authorized Economic Operator (AEOF)

PED 0036
TÜV Süddeutschland Bau und Betrieb GmbH
Pressure Equipment Directive 97/23/EC

ATEX
TÜV Süddeutschland Bau und Betrieb GmbH
Equipment for use in potentially
explosive atmospheres 94/9/EC

CPR 0086
BSI British Standars institute
Construction Products Directive
Regulation (EU) n. 305/2011

SIL
TÜV Süddeutschland Bau und Betrieb GmbH
Safety Integrity Level

Ministero dell’Interno

RINA Registro Italiano Navale

a2a Reti Gas · 2i Rete Gas · ITALGAS

Deutscher Verein des Gas- und Wasserfaches
DVGW W 534 - W 531 - VP 614
DVGW GW 335-B4 - DVGW G 5600-I

TÜV Süddeutschland Bau und Betrieb GmbH
T.A. LUFT

TÜV Bayern Hessen Sachsen Südwest E.V.
FIRE SAFE BS 6755 Part.2, API Specification
6FA und ISO 10497

DBI GTI Gastechnologisches Institut
UNI TS 11343

Germanischer Lloyd Maritime

SVGW SSIGE
Schweizerischer Verein des Gas- und Wasserfaches
Europäische Vorschrift EN 331: 1998

ÖVGW GEPRÜFT
ÖSTERREICHISCHE VEREINIGUNG FÜR
DAS GAS- UND WASSERFACH

Factory Mutual Research

Underwriters Laboratories Inc.

Underwriters Laboratories Inc.
ANSI/NSF 61 -372 Drinking Water System Components
and Lead Contenent Verification

American Petroleum Institute
API 6A
License number 6A-1741

American Petroleum Institute
API 6D
License number 6D-1428

Technical Standards and Safety Authority

CSA International

Water Regulation Advisory Scheme
(By WRC Evalutation & Testing Centre)

Lloyd’s Register Marine

Bureau Veritas Industry and Marine Division

Laboratoire Santé Environnement Hygiène de Lyon
ACS: Attestation de Conformité Sanitarie

Certification body 3 - Zds “Tisk”

Declaration of conformity TP-TC 010/2011
Declaration of conformity TP-TC 032/2013

Det Norske Veritas Maritime

GDV: GODKENDT TIL DRIKKEVAND

VA

КОРПУС СДЕЛАН ИЗ ЭКСТРУДИРОВАННОГО АЛЮМИНИЯ UNI 6060:
жестко анодированное покрытие - стандартное покрытие 45-50 микрон.
- хорошая износостойкость.
- высокая коррозионная стойкость.
- специальные виды покрытий никель или PTFE.
- высокие стандарты, чтобы обеспечить низкое трение и длительный срок службы.

BODY MANUFACTURED FROM EXTRUDED ALUMINUM UNI 6060:
– Hard-coat anodized as standard finish 45-50 (micron).
– Good wear resistance.
– High corrosion resistance.
– Special finishes nichel-plating or P.T.F.E coated upon request.
– Bore finished to high standard to ensure low friction and long life.

НАБОРЫ КОНЦЕНТРИЧЕСКИХ ПРУЖИН:
- стандартное покрытие краской.
- высокая устойчивость и надежность.
- пружина устанавливается в зависимости от давления воздуха и крутящего момента.
- длинный крепежный винт, чтобы обеспечить демонтаж для технического обслуживания.
- одинаковые размеры корпуса для DA/SR версий.

CONCENTRING SPRING SETS
– Standard coating painted.
– High resistance and reliability.
– Spring sets to suit different air pressure/torque requirements.
– Long securing screws to allow safe dismantling for maintenance.
– Same body dimensions for DA/SR versions.

КРЫШКА ИЗ АЛЮМИНИЯ:
стандартное покрытие полиэстер.
- по требованию никелевое покрытие или PTFE для агрессивных средю

DIE CAST ALUMINIUM END CAPS:
– Standard polyester powder coated
– Upon request nickel - plated and or P.T.F.E coated for corrosive environments.

ВИНТ:
– нержавеющая сталь как стандартное исполнениею.

ASSEMBLING SCREW:
– Stainless steel as standard.

ВНЕШНЕЕ ПОДКЛЮЧЕНИЕ:
- верхняя поверхность и шток по стандарту NAMUR.
- подключение управления по стандарту NAMUR и резьбовое.
- присоединение запорной арматуры согласно ISO 5211-DIN 3337.

EXTERNAL CONNECTION:
– Top of pinion according to Namur norm.
– Solenoid valve connection according to Namur norm.
– Bottom of pinion according to ISO 5211-DIN 3337.

НОМИНАЛЬНЫЕ ЗНАЧЕНИЯ:
- максимальное рабочее давление 8 бар.
- температурный диапазон:
Стандарт (-20°C +85°C) , высокотемпературное исполнение (-20°C +150°C) , низкотемпературное исполнение (-40°C +85°C) .
- смазки хватит на весь срок службы привода.
- полностью протестированны на производстве.

NOMINAL VALUES:
– Pressure rating max 8 bar.
– Temperature range:
standard (-20°C; +85°C), high (-20°C; +150°C), low (-40°C; +85°C).
– Pre lubricated for life of actuator on assembly.
– Fully tested on manufacture 100%.

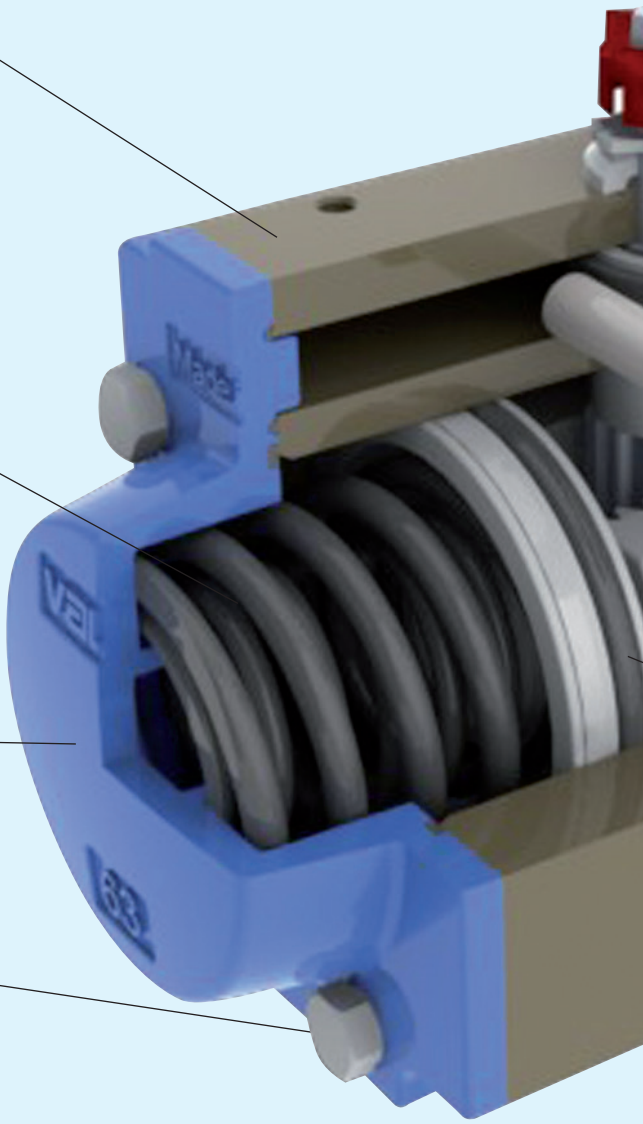

АНТИВИБРАЦИОННАЯ СИСТЕМА
ANTI-BLOWOUT SYSTEM



Поршень снабжен антивибрационной плоской шпонкой

Piston provided with anti-blowout flat key.

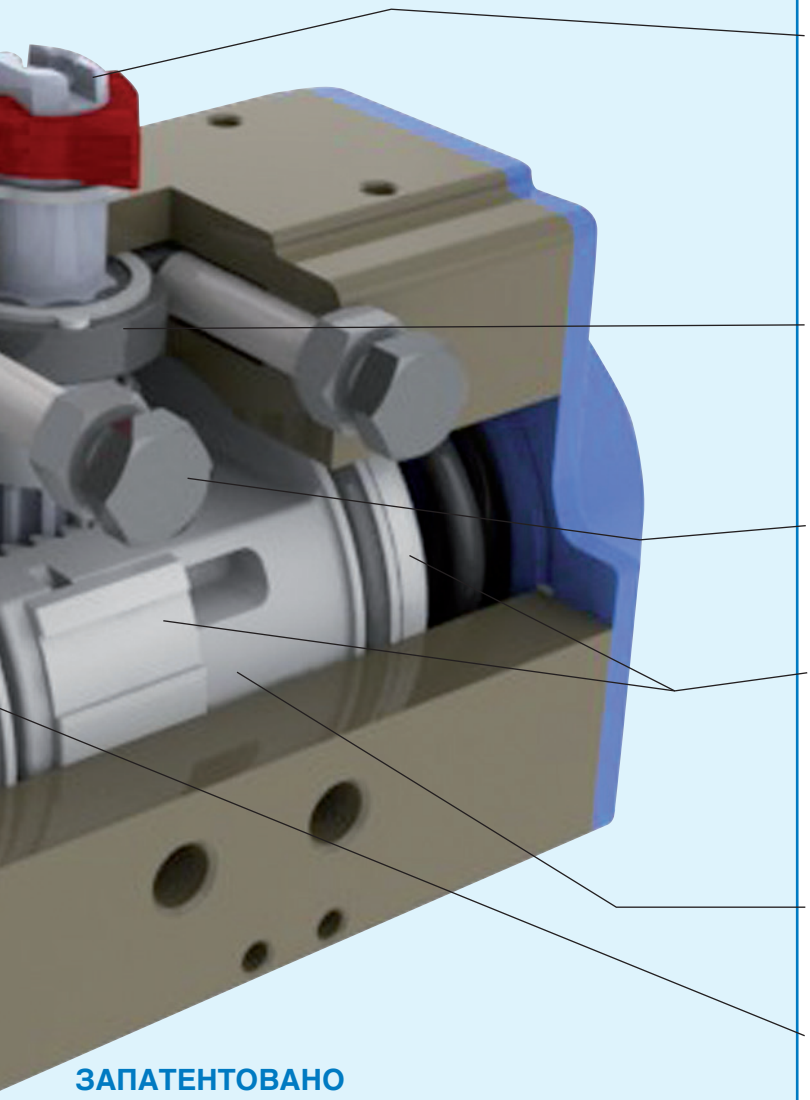

ШЕСТЕРНЯ СДЕЛАННАЯ ИЗ СТАЛИ:
- никелевое покрытие для стандартные версий от внутркеекй и внешней коррозии.
- из нержавеющей стаои по запросу.
- антивибрационная система.

PINION MADE IN STEEL:
– Nichel-plated for standard version against internal and external corrosion.
– Stainless steel for corrosive environments upon request.
– Anti-blowout design.

ЗУБЧАТАЯ МУФТА ДЛЯ РЕГУЛИРОВКИ ПОЛОЖЕНИЯ 0°-90°
- нержавеющая сталь.
- настройка позиции открытия и закрытия +/-5°.

CAM FOR LIMIT POSITION ADJUSTMENT 0°-90°
- Stainless steel.
- Adjustment for open and close position ± 5°.

РЕГУЛИРОВОЧНЫЙ ВИНТ ПРИ 0°-90°
- нержавеющая сталь.

0-90° ADJUSTMENT SCREWS
- Stainless steel.

НАПРАВЛЯЮЩАЯ ПОРШНЯ:
большая площадь контакта.
- низкий коэффицент трения.
- долговечнрсть.

PISTON GUIDES IN POM:
– Large contact area.
– Low friction for self lubricating material.
– Long life.

ПОРШНИ ИЗ АЛЮМИНИЯ:
– химическое никелирование по запросу.

PISTONS MADE FROM DIE CAST ALUMINIUM:
– Chemical nickel plating upon request.

УПЛОТНЕНИЯ:
– NBR стандартная версия.
- VITON высокотемпературная версия.
- силикон низкотемпературная версия.

SEALS:
– NBR standard version.
– Viton high temperature version.
– Silicone low temperature version.

ДВОЙНАЯ РЕЕЧНАЯ КОНСТРУКЦИЯ:
– ппостоянный крутящий момент.
- компактный дизайн.
- сбалансированное внутреннее усилие.
- прочная конструкция для обеспечения долгого срока службы.

TWIN RACK AND PINION DESIGN:
– Constant torque output.
– Compact design.
– Balanced internal forces.
– Robust design to ensure long life.

ЗАПАТЕНТОВАНО

Пневматический привод имеет запатентованное решение для кулачка и камеры стопорных болтов с двойной регулировкой угла поворота привода. Камера стопорных болтов отделена от камеры поршней, так что, в отличие от продуктов наших конкурентов, стопорные болты не находятся под давлением управляющей среды. Это решение уменьшает возможные точки утечки, обеспечивает улучшенные характеристики относительно надежности и долговечности работы наших приводов.

ОПЦИИ МОНТАЖА
MOUNTING VARIATIONS

закрыто - Closed

открыто - Open

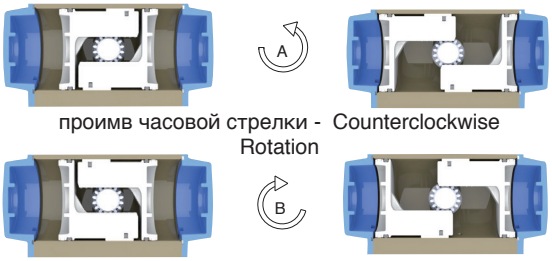

проимв часовой стрелки - Counterclockwise Rotation

по часовой стрелки - Clockwise Rotation

вид сверху
View from the top of the pinion

КОНСТРУКЦИЯ ЭЛЕКТРОПРИВОДА СЕРИИ 85-ELECTRIC ACTUATOR SERIES 85 DESIGN

РУЧНОЕ ДУБЛИРОВАНИЕ
MANUAL HANDWHEEL

КОНТРОЛЬНАЯ ПЛАТА
CONTROL BOARD

ПЛАТА ПОДВОДА ЭЛЕКТРИЧЕСТВА
POWER SUPPLY BOARD



НАГРЕВАТЕЛЬ:
• правляется контрольной платой для поддержания комфортной температуры внутри привода.

HEATING RESISTOR:
• Managed by control board to guarantee the right internal temperature.



ПОЗИЦИОННЫЕ КУЛАЧКИ:
• Кулачки черного цвета: концевые выключатели имеют возможность регулировки открытия и закрытия.
• Кулачки синего цвета: свободные концевые выключатели имеют возможность регулировки открытия и закрытия.

POSITION CAMS:
• Black cams: limit switches open and close adjustment.
• Blue cams: free limit switches open and close adjustment.

КАБЕЛЬНЫЕ ВВОДЫ PG11
PG 11 ELECTRIC CONNECTIONS



САМОГАСЯЩИЙСЯ ТЕХНОПОЛИМЕР
SELF-EXTINGUISH TECHNO-POLYMER

ИНДИКАТОР ПОЛОЖЕНИЯ
POSITION INDICATOR

ДВИГАТЕЛЬ
DC MOTOR





Светодиодные индикаторы указывают: питание включено (зеленый), привод в рабочих условиях (Желтый) и неисправность (красный).

LED lights to indicate: power supply ON (green), actuator working conditions (yellow) and fault (red).

КОНСТРУКЦИЯ ЭЛЕКТРОПРИВОДА СЕРИИ 86 - ELECTRIC ACTUATOR SERIES 86 DESIGN

КОРПУС ИЗ АЛЮМИНЕГО СПЛАВА С ПОЛИЭФИРНЫМ ПОКРЫТИЕМ
ALUMINIUM ALLOY ENCLOSURE WITH POLYESTER POWDER COATING

КОНТРОЛЬНАЯ ПЛАТА
CONTROL BOARD

ПЛАТА ПОДВОДА ЭЛЕКТРИЧЕСТВА
POWER SUPPLY BOARD



КУЛАЧКИ:
• Черные кулачки: настроены для основных датчиков положения в позициях открыто и закрыто.
• Синие кулачки: настроены для вспомогательных датчиков в позициях открыто и закрыто.

POSITION CAMS:
• Black cams: limit switches open and closed adjustement.
• Blue cams: auxiliary limit switches open and closed adjustement.



ЭЛЕКТРОМЕХАНИЧЕСКИЙ ВЫКЛЮЧАТЕЛЬ (только для МОД. VB110M ÷ VB350M):
• предотвращает автоматическое вращение двигателя , когда привод находится в ручном режиме.

SNAP SWITCH (only for mod. VB110M ÷ VB350M):
• To avoid the motor automatic rotation when the actuator is in manual mode.



ПЕРЕКЛЮЧАТЕЛЬ "AUTO-MAN" (только для МОД. VB110M ÷ VB350M):
• позволяет работать в ручном или автоматическом режиме.

MANUAL OVERRIDE (only for mod. VB110M ÷ VB350M):
• Allow the manual or automatic operation.

ОТОПИТЕЛЬНЫЙ РЕЗИСТОР:
• Управляется контроллером чтобы гарантировать комфортную температуру внутри привода.

HEATING RESISTOR:
• Managed by control board to guarantee the right internal temperature.



ИНДИКАТОР ПОЛОЖЕНИЯ
DOME POSITION INDICATOR

ДВИГАТЕЛЬ
DC MOTOR

СТОПОРНЫЕ ВИНТЫ
MECHANICAL END STOPS

РУЧНОЕ ДУБЛИРОВАНИЕ
MANUAL HANDWHEEL



СТОПОРНЫЕ ВИНТЫ ЭЛЕКТРОПРИВОДА:
• Специальные винты , чтобы предотвратить потерю во время технического обслуживания или установки
• из нержавеющей стали.

CAPTIVE COVER BOLT:
• Cover bolts are specially designed to prevent losing them during maintenance or installation.
• All external bolts are stainless steel.

Легкое снятие верхней крышки

EASIER UPPER COVER OPENING





НАГРЕВАТЕЛЬ:
• правляется контрольной платой для поддержания комфортной температуры внутри привода.

HEATING RESISTOR:
• Managed by control board to guarantee the right internal temperature.

VALBIA S.r.l.
Via Industriale, 30 - 25065 Lumezzane S.S. (BS) Italia
Tel. +39 030 8969411 - Fax +39 030 8610014
www.valbia.it - E-mail valbia@bonomi.it

Download on iTunes

ANDROID APP ON Google play

N.172.6

© VALBIA S.r.l. 2017 Все права сохранены - All rights reserved и являются зарегистрированными товарными знаками - are registered trademarks.
Для обеспечения максимально возможного уровня качества и относительных технических стандартов, производитель имеет право изменять технические характеристики без предварительного уведомления. Эта документация отменяет и заменяет все предыдущие издания.
To ensure the quality and technical standards at the highest level, the manufacturer reserves the right to alter the specifications without notice.
This documentation supersedes and replaces all previous editions.